

582

Businesses Supported

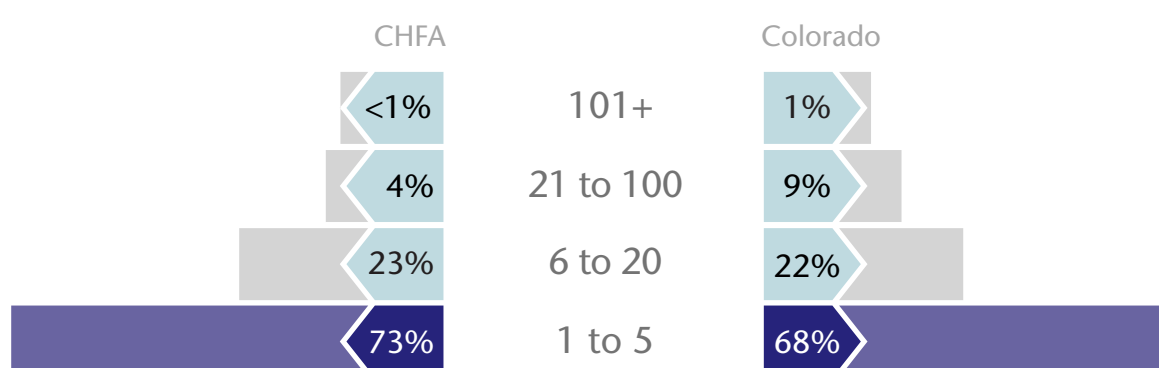
chfa business lending

January 1 to December 31, 2024

Who We Serve

3,955
Total Jobs
Supported\$252,188
Total Average
Loan Size641
Total Number
of Loans1,512
New Jobs
Created87%
Top Finance Purpose:
Working Capital35%
Women-
owned

Business Size by Number of Employees



582

Businesses Supported

3,955

Total Jobs Supported

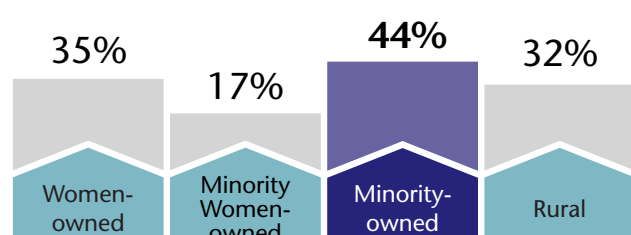
250,754

Total Colorado Businesses

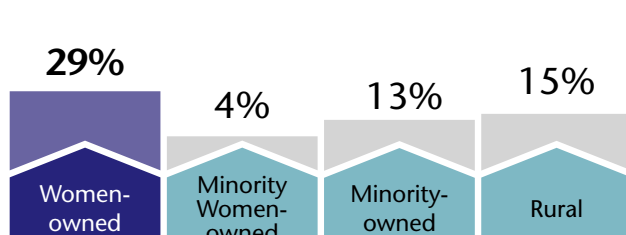
2,409,901

Total Colorado Jobs

Business Type

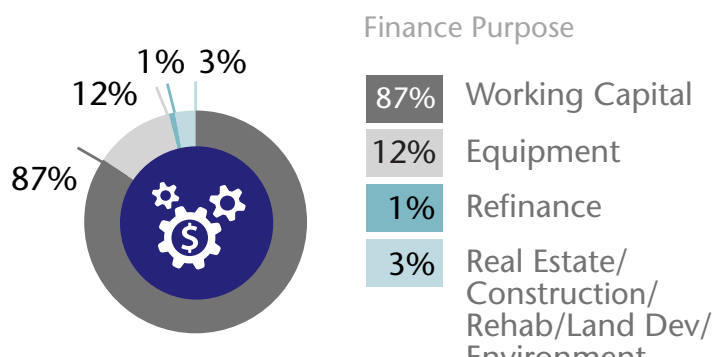


CHFA



Colorado

Finance Purpose and Businesses Served by Industry**



Businesses Served by Industry

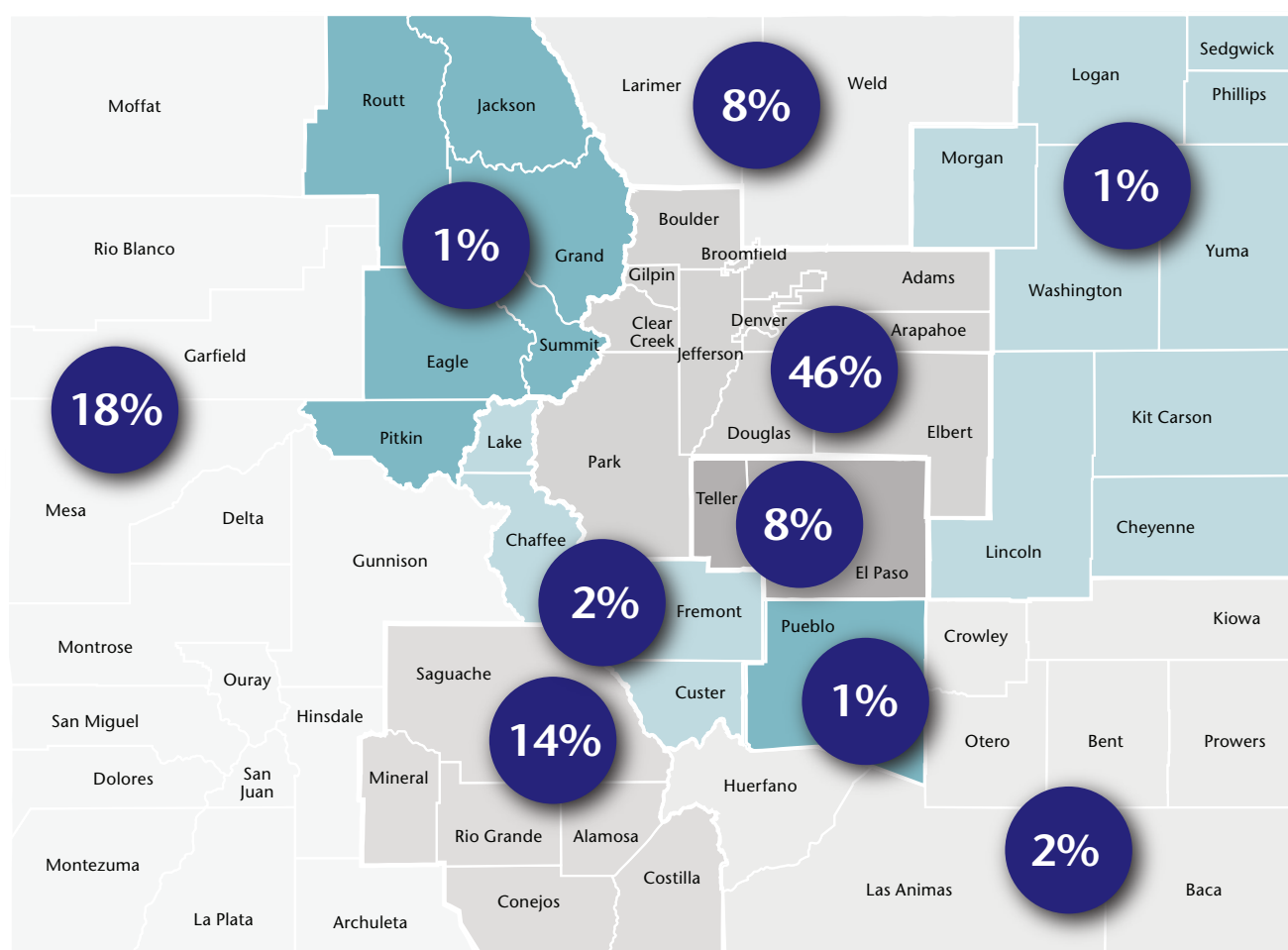
Transportation and Warehousing	14%	Professional, Scientific, and Technical Services	8%
Other Services	14%	Manufacturing	7%
Retail Trade	12%	Agriculture, Forestry, Fishing, and Hunting	6%
Accommodation and Food Service	10%	Health Care and Social Assistance	5%
Construction	9%	Arts, Entertainment, and Recreation	3%

chfa production

Production by Loan Type

	Average Loan Size	Number of Loans		Average Loan Size	Number of Loans
Cash Collateral Support (CCS)	\$1,052,318	19	Community Investment Fund (CIF, CGR CIF)	\$1,614,833	9
Cash Collateral Support Plus (CCS+)	\$100,000	1	New Markets Tax Credit (NMTC)	\$8,942,897	6
Colorado Credit Reserve (CCR)	\$44,273	540	Manufacturing Revenue Bond	\$6,500,000	1
Historic, Rural, and Brownfields Funds	\$771,576	6			

Production by Region

CHFA
ProductionColorado
BusinessesCHFA
ProductionColorado
Businesses

Denver Metro	46%	61%	Pueblo	1%	2%
El Paso/Teller	8%	11%	San Luis Valley	14%	1%
Larimer/Weld	8%	10%	Southeast	2%	1%
Mountain Rural/Resort	1%	5%	Upper Arkansas Valley	2%	1%
Northeast	1%	1%	Western Slope	18%	8%

*Percentages for each section may not total to exactly 100 percent due to rounding. Colorado data computed using the Bureau of Labor Statistics Occupation and Wage Statistics State Profile and Quarterly Census of Employment and Wages. **Percentages add up to >100 percent because loans can have more than one purpose. Demographics data accessed February 2025.

800.877.chfa (2432)

800.659.2656 tdd

www.chfainfo.com

With respect to its programs, services, activities, and employment practices, Colorado Housing and Finance Authority prohibits unlawful discrimination against applicants or employees on the basis of age 40 years and over, race, sex, sexual orientation, gender identity, gender expression, color, religion, national origin, disability, military status, genetic information, marital status or any other status protected by applicable federal, state or local law. Requests for reasonable accommodation, the provision of auxiliary aids, or any complaints alleging violation of this nondiscrimination policy should be directed to the Nondiscrimination Coordinator, 1.800.877.2432, TDD/TTY 800.659.2656, CHFA, 1981 Blake Street, Denver, Colorado 80202-1272, available weekdays 8:00am to 5:00pm.

